

Stark County's Influenza Weekly Report

Week 43 (10/24/2021 — 10/30/2021)



Public Health
Prevent. Promote. Protect.

During Week 43:

- Stark County had zero influenza-associated hospitalizations.
- Nationally, zero influenza-associated pediatric deaths were reported.
- During week 43, the following specimens were collected nationally from public health laboratories:

Type/Subtype	Week 43	% Week 43
Influenza A	32	91.4%
(H1N1)pdm09	0	0.0%
H3N2	25	100.0%
H3N2v	0	0.0%
The remainder were not subtyped		
Influenza B	3	8.6%
Yamagata	0	0.0%
Victoria	2	100.0%
The remainder were not subtyped		

% of Specimens by Type Among Stark County Reported Influenza Cases

CHART COMING SOON

So Far this Year:

- There have been zero influenza-associated hospitalizations in Stark County during this influenza season.
 - Age range and median age is not available due to low case count
- The national cumulative rate of influenza-associated hospitalizations per 100,000 has not been determined.
- Nationally, zero influenza-associated pediatric deaths have been reported so far this year.
- Up to week 43, the following specimens were collected nationally from public health laboratories:

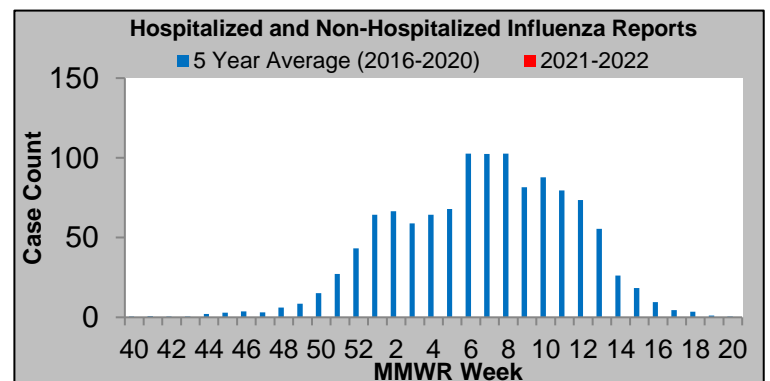
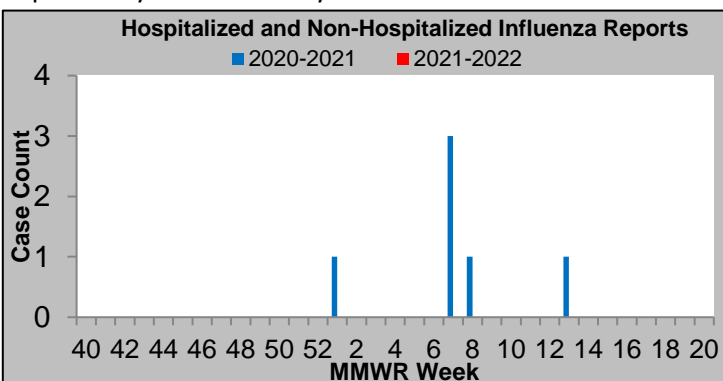
Type/Subtype	YTD	% YTD
Influenza A	64	71.9%
(H1N1)pdm09	1	2.0%
H3N2	49	96.1%
H3N2v	1	2.0%
The remainder were not subtyped		
Influenza B	25	28.1%
Yamagata	2	18.2%
Victoria	9	81.8%
The remainder were not subtyped		

Distribution of Influenza-Associated Hospitalizations by Age Group with Age-Adjusted Rate in Stark County

CHART COMING SOON

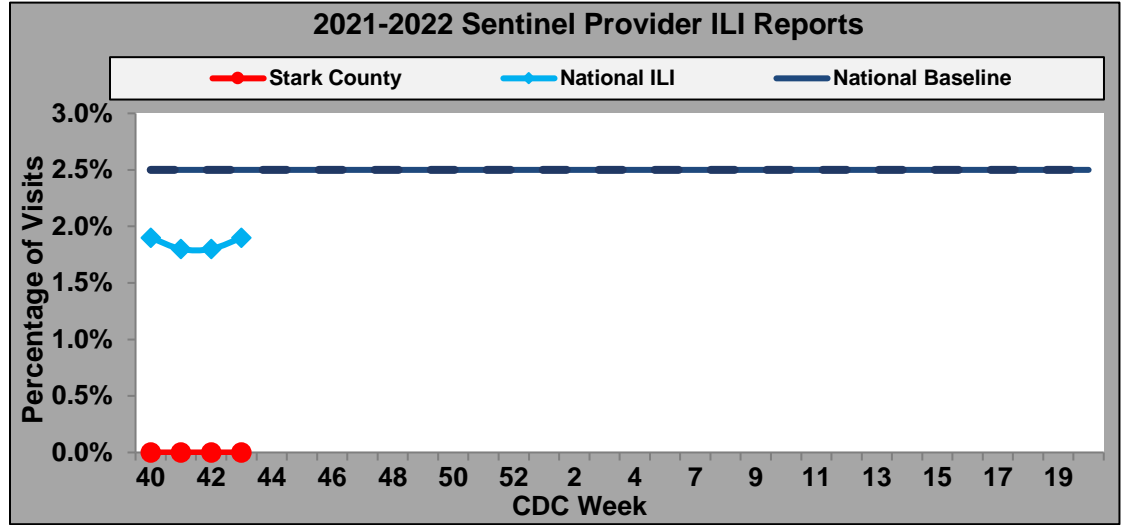
Graph 1A and 1B: Hospitalized and Non-Hospitalized Influenza Cases Reported to the Local Health Department.

There were zero cases of hospitalized and non-hospitalized influenza reported for Week 43 in Stark County. Last year there were zero cases reported during this week. Stark County has reported zero cases so far this year compared to the zero cases reported by this time last year.



Graph 2: Sentinel Provider Reported Influenza Like Illness (ILI) in Stark County.

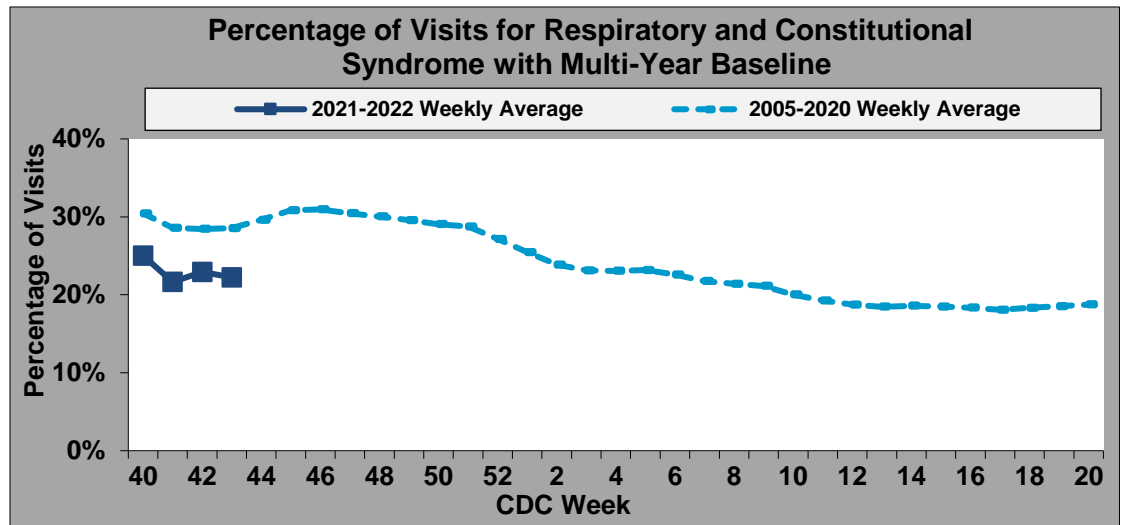
- ◆ During week 43, Stark County Sentinel Providers reported that 0% of their office visits were due to ILI. The national reports show that 1.9% of outpatient visits are due to ILI, and remain below the 2.5% baseline.



Graph 3: Emergency Department Visits for Respiratory and Constitutional Syndromes.

(Source: Health Monitoring Systems, EpiCenter, Hospital and Stat Care Patient Registration Surveillance System)

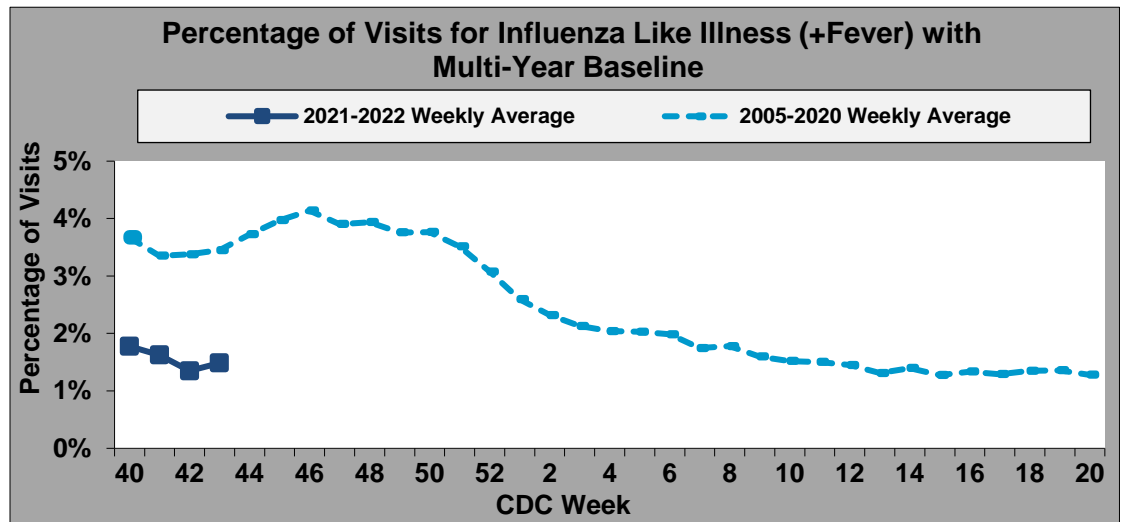
- ◆ ED and Stat Care visits for respiratory and constitutional syndrome were reported at 22.25% of ED visits, and remained below the multi-year baseline average during week 43.



Graph 4: Emergency Department (ED) Visits for Influenza Like Illness (+Fever).

(Source: Health Monitoring Systems, EpiCenter, Hospital and Stat Care Patient Registration Surveillance System)

- ◆ ED and Stat Care visits for ILI + Fever were reported at 1.49% of ED visits, and remained below the multi-year baseline average during week 43.

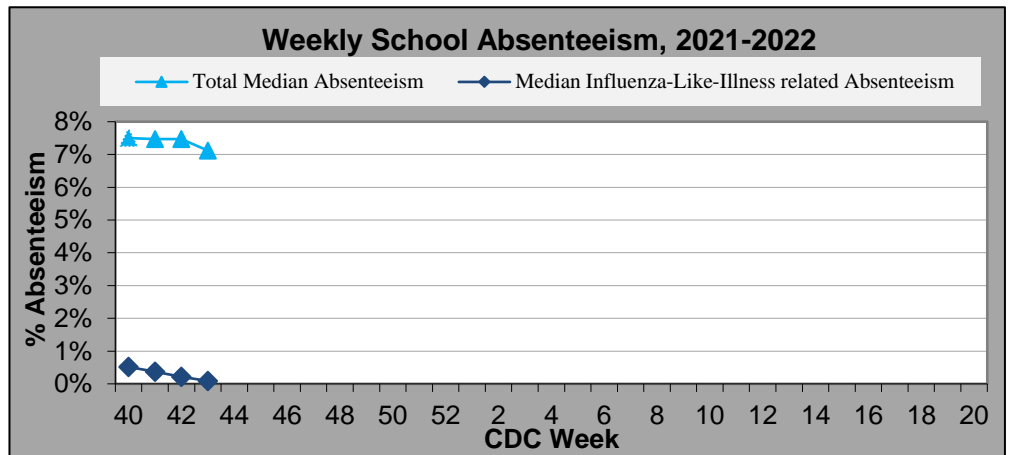


- All data presented in this weekly report are preliminary and may change as additional information is received.
- Multiyear averages included in this weekly report do not include the 2009/2010 H1N1 season.
- If you have any questions please contact Chelsea Sadinski 330.493.9914 or sadinski@starkhealth.org or Amanda Archer at 330.489.3327 or aarcher@cantonhealth.org

Graph 5: Stark County School Absenteeism.

(Source: Voluntary reporting by multiple school districts throughout the county)

- ◆ During week 43, Stark County schools reported a total median absenteeism of 7.12%. Absenteeism due to influenza-like-illness was reported at 0.09% of all absences. 41 schools reported.



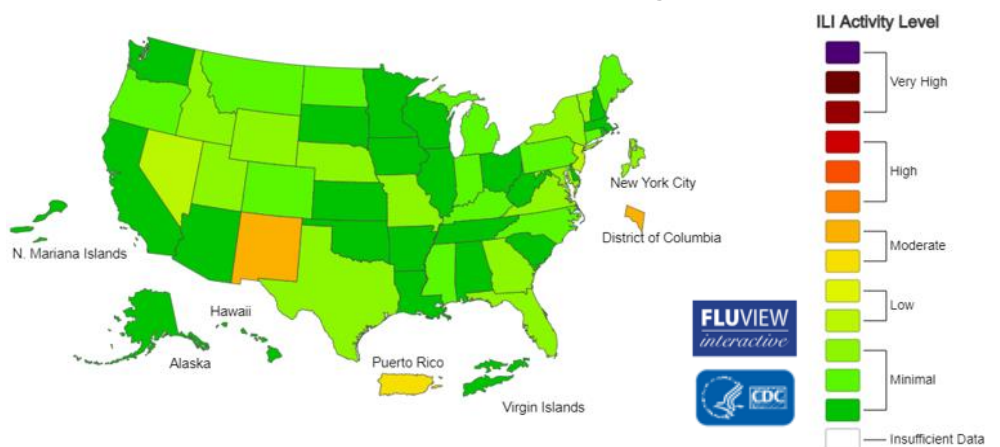
Map: ILI Activity Level Indicator Determined by Data Reported to ILINet.

(Data collected in ILINet may disproportionately represent certain populations within a jurisdiction or CBSA, and therefore, may not accurately depict the full picture of influenza activity for the entire jurisdiction or CBSA. Differences in the data presented here by CDC and independently by some health departments likely represent differing levels of data completeness with data presented by the health department likely being the more complete.)

**A Weekly Influenza Surveillance Report Prepared by the Influenza Division
Influenza-Like Illness (ILI) Activity Level Indicator Determined by Data Reported to ILINet**

This system monitors visits for ILI (fever and cough or sore throat), not laboratory confirmed influenza and may capture patient visits due to other respiratory pathogens that cause similar symptoms.

2021-2022 Influenza Season Week 43 ending Oct 30, 2021



For 2021-2022, the influenza report will include the visual representation of ILI activity as a replacement for the visual of geographic spread of influenza as assessed by State and Territorial Epidemiologists. This is due to the CDC suspending the system used for this reporting. Data collected in ILINet are used to produce a measure of ILI activity by state/jurisdiction and Core Based Statistical Areas (CBSA).

Geographic Spread of Influenza as Assessed by State and Territorial Epidemiologists

Due to the impact of COVID-19 on ILI surveillance, and the fact that the state and territorial epidemiologists report relies heavily on ILI activity, reporting for this system will be suspended for the 2021-2022 influenza season. Data from previous seasons is available on FluView Interactive.



Alliance City Health Department
Healthy Lifestyles. Healthy Community.
Alliance City Health Department
cityofalliance.com/health



Public Health
Prevent. Promote. Protect.
Canton City Public Health
cantonhealth.org



Massillon City of Champions Health Department
Massillon City Health Department
massillonohio.com/health



Stark County Health Department
"Strong. Smart. A Healthier Community."
Stark County Health Department
starkhealth.org

- All data presented in this weekly report are preliminary and may change as additional information is received.
- Multiyear averages included in this weekly report do not include the 2009/2010 H1N1 season.
- If you have any questions please contact Chelsea Sadinski 330.493.9914 or sadinski@starkhealth.org or Amanda Archer at 330.489.3327 or aarcher@cantonhealth.org